Shaping Tomorrow. Performing Today.

Company Profile

Sif OFFSHORE FOUNDATIONS

Content

1 Market position

1.1 Welcome to Sif

Sif is an independent company from The Netherlands, specialised in the manufacturing of tubular structures. Our markets are mainly the offshore wind energy as well as the offshore oil and gas industry. We provide employment for over 600 highly skilled, qualified and motivated employees.

1.2 In-house experience and expertise

Our 300kt+ annual production capacity, five production lines, unique process know-how in the rolling of heavy steel plate material and best-in-class submerged arc welding techniques, have put us in a position in which key players in the industry know exactly and appreciate what we stand for: highest reproducible quality and consistent productivity throughout the projects awarded to us.

1.3 Impressive track record

Unique processing capabilities are combined with a proven track record in high quality and on-time delivery. Our way of doing business is focusing on our customers objectives. That's why our customers perceive us as a genuine high-end co-creator and reliable partner for their projects. We understand the importance of maintaining certifications to all relevant industrial standards, including an effective quality management system certified in accordance with NEN-ISO 9001 2015 and ISO 3834-2 requirements for welding.

1.4 Our approach

Our devotion to quality, our can-do mentality and our highly skilled people make us a long-standing partner of choice to our customers. We invite you to learn more about who we are in this company profile.

Sif offers you the advantage of close proximity to the North Sea.

Sif OFFSHORE FOUNDATIONS

2 Quality, Health, Safety, Security and Environment

2.1 Sif policy statement

Our Mission: We want to be the best monopile solution provider through innovation, engineering and excellent manufacturing with commitment to the environment and our employees' well-being, all as confirmed by our customers.

Our vision: Accelerate the growth of offshore wind power generation as a key driver of the world's energy transition.

Our Quality, Health, Safety, Security and Environmental policy:
Our Quality, Health, Safety, Security and Environmental policy is an important underlaying foundation to realize our mission. The Sif Management Team (MT) is committed to the implementation of the policy whereby for all operational activities within our organization first priority is given to prevent for unsafe situations and to assure a healthy work environment. Part of the execution of this policy is based on continuous improvement.

This policy is executed by implementing the following key points:

- Effective involvement and participation of our colleagues in our HSE (culture) programs
- Ensure adequate management of (potential) risks and opportunities;
- Ensure sufficient competence of personnel by providing adequate training;
- Implement actions and investments that help achieve CO2 neutrality (by 2040 at the latest) in our primary production process;
- Minimize the direct impact on the environment and ensure the recycling of materials;
- Safe handling of (dangerous) substances;
- Preventing damage to the environment, buildings, machines, materials and other facilities;
- Comply with all applicable laws and regulations;
- Go for the most effective production method with the desired quality;
- Meet customer's specified requirements and deliver on time;
- Focus on customer satisfaction and customer relationship (customer intimacy);
- Establishing and applying standard procedures and instructions;
- Implementation of the International Code for the Security of Ships and Port Facilities for the Sif Terminal;
- Promote good health and well-being of all our colleagues.

We focus on continuous improvement through:

- Providing sufficient adequate resources;
- Ensuring a no-blame culture based on learning;
- Setting objectives aimed at continuous improvement;
- Conduct periodic assessments by measuring and analysing performance;
- Promoting a proactive culture and healthy lifestyle.

All permanent and temporary colleagues, contractor, service providers working for Sif have an obligation to work according to this policy. This implies that we all assure a safe and healthy working environment and a pro-active approach towards each other to alert for possible unsafe situations or other HSE risks. Good working ethics, order but also respect for each other and the company resources as well as a disciplined compliance to this policy are key. Compliance to LMRA procedures, pro-active participation to toolbox meetings and HSE as a regular topic on meeting agenda's are typical examples to illustrate this approach.

This policy statement has been discussed and distributed within all ranks of the Sif organization and will be evaluated or revised at the latest every 2 years, if necessary in due to changing circumstances.

On behalf of the MT, statutory,
Chief Executive Officer

F. van Beers

2.2 Integrated Management System

Sif has established an Integrated Management System, in which Quality Management and HSE Management are integrated in the operational processes within the company.

Sif operates a documented HSE Management System which is certified in accordance with ISO 45001 for Health & Safety Management, ISO 14001 for Environmental Management and SCC** for contractors.

Sif has a documented Quality Management System which is certified in accordance with ISO 9001, including the implementation of ISO 3834-2 Quality Requirements for welding. Furthermore, Sif is certified according to the requirements of EN 1090 Execution Class 4.

The IMS also fulfils the requirements of various international standards and regulations.

2.3 Quality Control

Sif has an independently operating Quality Control Department to verify the quality of the manufactured products. To meet the specified quality requirements, manufacturing process control takes place through monitoring and production control. In addition, Sif has a variety of test procedures in place for this purpose.

2.4 Control of welding

A good weld can be produced after thorough preparation only. In mechanized welding, considerable attention is paid to process control for every process and application. Welding parameters are established to ensure optimum welding practice and are laid down in qualified procedures. Preparation for manual welding receives at least as much attention as mechanized welding. Welders and operators receive regular in-house training, focusing on knowledge of materials and explanation on the reasons behind the working instructions. Moreover, much effort is directed to keep up the manual skills and qualifications of the welders to ensure optimum performance.

2.5 Non-destructive testing

Sif uses an independent external certified inspection agencies for non-destructive testing. Sif also has his in-house qualified level 2 and 3 NDT operators. The range of non-destructive testing methods and techniques available for verification of the integrity of welded components includes:

- Visual Testing;
- Ultrasonic Testing;
- Magnetic Particle Inspection;
- Dye Penetrant Testing;
- Radiographic Testing.

2.6 Destructive testing

Testing the metallurgical properties of welded joints, heat affected zone and base metals is carried out by independent, accredited laboratories.

2.7 Dimensional Control

In order to verify our products Sif's Quality Control Department has a wide range of measuring tools available, including optical instruments; calibration of the equipment is conducted and registered as per fabricators recommendations.

2.8 Documentation

Quality monitoring is related to a thorough recording of production steps and inspection results. Procedures are in place to ensure that the flow of data and documentation is effectively controlled.

3 Financial stability

3.1 Company turnover (x € 1,000)

2014	262,523
2015	321,343
2016	400,318
2017	327,180
2018	235,140
2019	325,600
2020	335,433
2021	422,541

3.2 Annual report

As from 12 May 2016 the shares of Sif are listed on Euronext Amsterdam.

3.3 Certified audit accountants

Ernst & Young Accountants LLP

3.4 Name and address of bank

Coöperatieve Rabobank U.A.
Croeselaan 18
P.O. Box 17100
3500 HG UTRECHT
The Netherlands
IBAN: NL55 RABO 0123 5630 97

4 Reference list offshore steel structures

Sif OFFSHORE FOUNDATIONS

Reference list
offshore steel structures

Name of Client	Project	Year	Type	Weight (-t-)
Dragados	Britannia	1995/1996	Tubulars	12.000
Aker Verdal	Ekofisk 2/4X	1996	Piles	3.437
Aker Verdal	Ekofisk 2/4J	1996	Tubulars	7.000
Aker Verdal	Ekofisk 2/4J	1996	Buoyancy tanks	920
BOL	Britannia	1996/1997	Piles	12.000
Aker Verdal	Oseberg East	1996/1998	Tubulars, sleeves, piles	10.100
H.H.B.	NAM L9-FF-1	1997	Piles	960
H.H.B.	B.P. Bruce II	1997	Legs, sleeves, piles	2.465
K.O.G. Methil	Shell Galleon	1997	Piles	500
Aker Verdal	Esso - Jotun	1997/1998	Tubulars, sleeves, piles	7.900
H.H.B.	Shearwater	1997/1998	Tubulars, sleeves, piles	4.300
Aker Verdal	Oseberg Gass	1998/1999	Tubulars, sleeves, piles	5.950
Wintershall	D15FA	1998	Piles	950
Aker Verdal	Eldfisk	1998/1999	Tubulars, sleeves, piles	3.000
APL	Pierce Field	1998	Anchor piles	600
K.O.G. Norway	SIRI Field	1997/1998	Jack-up legs	2.220
H.H.B.	Corvette	1998	Legs, sleeves, piles	1.100
SABLE-Canada	N-Triumph	1998	Piles	774
SABLE-Canada	Thebaud	1998	Piles	2.066
GROOTINT.	Kittiwake Store Fac	1998	Piles	100
Aker Verdal	Oseberg-South	1998/1999	Tubulars, sleeves, piles	7.400
Saipem	Eldfisk	1998	Follower	50
H.B.W.	Terra Nova Canada	1999	Anchor piles	1.210
N.G.T	Terra Nova Canada	1999	Followers	100
Hollandia	London Eye	1999	Tubulars of “A”-frame	180
SABLE-Canada	N-Triumph	1999	Piles	984
Aker Verdal	Huldra	1999/2000	Tubulars, sleeves, piles	6.900
K.O.G. Methil	Texaco Captain	1999/2000	Tubulars, piles	3.950
H.H.B.	Heimdal	1999/2000	Legs, sleeves, piles	2.640
Bladt Industries A/S	Maersk Halfdan	2000	Tubulars, sleeves, piles	3.920
K.O.G. Methil	Phillips Jade	2000	Tubulars, sleeves, piles	2.955
Balineau	Martinique	2000	2 dolphins	200
APL	BANFF FSO	2000	8 anchor piles	800

Reference list
offshore steel structures

Name of Client	Project	Year	Type	Weight (-t-)
Dikema Offshore	S.B.M/Shell	2000	Tubulars	76
Dikema Offshore	Helang Field	2000	Tubulars	382
SPS	Sembawang	2000	Tubulars	600
Thyssen-Krupp	Tambar	2000	Tubulars, piles	410
Gaz de France	K12-G Platform	2000	4 piles	580
H.H.B.	Ringhorne	2001	Legs, sleeves, piles	5.710
Saipem	Kvitebjorn	2001	Follower	86
Aker Verdal	Kvitebjorn	2001/2002	Tubulars, sleeves, piles	15.430
Aker Verdal	Grane	2001/2002/2003	Tubulars, sleeves, piles	16.400
Aker Verdal	Valhall	2001/2002	Tubulars, sleeves, piles	5.595
Thyssen-Krupp	Tyra S-E	2001	Tubulars, piles	560
H.H.B.	HalfDan Phase III	2001/2002	Legs, sleeves, piles	2.870
H.H.B.	Vallhal 2	2002	Legs, sleeves, piles	2.400
Heerema Marine Contr.	Samedan	2002	Piles	3.000
GrootInt bv	Kizomba	2002	Legsections, crane pedestal	507
AIOC c/o Halliburton	Azerbaijan	2002 / 2003	Pile sections	8.200
Heerema Hartlepool	Juno Minerva	2002	Piles	1.010
Sable Offshore Energy	Alma Platform	2002	Piles	1.755
Aker Verdal	Golden Eye	2002/2003	Tubulars, sleeves, piles	3.730
Aker Verdal	BP Clair	2002/2003/2004	Tubulars, sleeves, piles	11.800
Bladt Industries A/S	Dong Nini/Cicili	2003	Centre columns, sleeves, piles	2.320
Huta-Hegerfeld Saudia	Jubail, V.A.E.	2003	Piles	560
Stolt Offshore	Sanha DPP	2003	Pile sections	2.220
Dragados Offshore	Sanha DPP/WPA	2003	Jacket legs	1.400
AIOC c/o Halliburton	Azerbaijan	2003 / 2004	Pile sections	6.500
Kvaerner SNC	South Venture	2003	Piles, conductor pipes	1.245
Aker Verdal	Ekofisk 2/4M	2003/2004	Tubulars, sleeves, piles	8.250
BurntIsland Fabricators	BP Expro	2004	Tubulars	112
Thyssen Mannesmann	Barboni / Themsah	2004	Piles	2.175
Saipem	DAN	2004	Follower	78
Gulf Marine Fabricators	Benguela Belize	2004	Tubulars, piles	5.980
Aker Verdal	Buzzard	2004/2005	Tubulars, sleeves, piles	20.285
BurntIsland Fabricators	Buzzard	2004	Tubulars	290

Reference list
offshore steel structures

Name of Client	Project	Year	Type	Weight (-t-)
Agip KCO	Kashagan	2004	Pile-tubulars	11.440
BurntIsland Fabricators	AGIP/Bouri-East	2004	Tubulars	42
Wintershall	K-17 Development	2005	Piles	790
Heerema Vlissingen	Britsats	2005/2006	Tubulars, sleeves, piles	7.200
Heerema Hartlepool	Britsats	2005	Tubulars (profiled)	192
Gaz de France - NL	Several platforms	2005	Piles	1.775
Keppel Verolme BV	Trent Jacket	2005	Legs and bracings (profiled)	1.000
Shell Expl. & Prod.	Cutter / NAM K17	2004/2005	2 sets of monopiles + monotowers	842
Heerema Zwijndrecht	De Ruyter	2005	Tubulars (profiled)	337
Saipem S.p.A Canada	Sable Tier 2 Comp	2006	Piles	3.086
Thyssen Mannesmann	Themsah	2005	Pile sections	880
Aker Verdal	Buzzard	2005	Tubulars (flare & bridge)	338
Grenland	Alvheim	2005	Machined ring for buoy	72
APL	Alvheim	2005	13 anchor piles	800
Aker Kvaerner Egersund	Kashagan	2005/2006	Lifting pins	1.017
Heerema Vlissingen	Cavendish	2005	Jacket legs	50
Saipem	AIOC-Baku	2006	2 followers	135
SLP Engineering	ATP Tors Garrow	2005/2006	Legs, bracings, sleeves, piles	1.190
Heerema Zwijndrecht	UNOCAL Tops	2006	Tubulars (profiled)	337
HSM	CH4 Jacket	2006	Legs, bracings, sleeves, piles	1.839
Maersk Olie og Gas	Dan West Flank	2006	Caisson sections	652
APL	KMZ	2006	12 anchor piles	1.436
Hollandia	Newfield Grove	2006	Piles	472
Keppel Verolme	Blackford Dolphin	2006	Bracings	896
EEW	Halfdan AC / BB	2006	Legs, bracings, sleeves, piles	2.854
Heerema Vlissingen	UNOCAL Jacket	2006	Leg sections, piles	955
Aker Verdal	Blindfaith	2006	Tubulars	474
GDF Production NL	K12-K	2006	Piles	466
Dubai Drydocks	Hull Alpha & Beta	2006	Bracing & K-node tubulars	1.544
ThyssenKrupp Mannex	Mexilhao Brazil	2006	Leg, bracing and pile sections	6.400
Iv-Oil	Caravel/Shamrock	2006/2007	2 sets of monopiles + monotowers	870
Iv-Oil	L9-FA / L9-FB	2006/2007	2 sets of monopiles + monotowers	870
Heerema Vlissingen	Tombua Landana	2007	Template tubulars, piles	11.250

Reference list
offshore steel structures

Name of Client	Project	Year	Type	Weight (-t-)
Gulf Island Fabricators	Tombua Landana	2007	Compliant tower legs + Wringstiffeners	2.780
SPS	Ettrick field develop	2007	9 anchor piles	1.029
Seaway Heavy Lifting	Varanday Russia	2007	2 followers	49
ThyssenKrupp Mannex	Lukoil Russia	2007	Piles and pilesleeve sections	2.128
Agip KCO	Kashagan	2007	Pile-tubulars	2.800
Aker Kvaerner	Valhall	2008	Jacket tubulars and piles	10.000
SBM	Talisman	2008	Caisson tubular	805
Heerema Zwijndrecht	Valhall Topside	2008	Tubulars	1.190
HSM	Ithaca	2008	Tubulars	500
Heerema Vlissingen	Nexen Buzzard	2008	Jacket tubulars and piles	5.600
SBM	Deep Panuke	2009	4 jack up legs	2.992
IV Oil & Gas	Venture F3-FA	2009	Leg sections & bracings	2.620
HMC	BP Angola Block 31	2009	Pile sections	1.414
Rosetti Marino	Jasmine	2010	Leg sections + ringstiffeners	1.222
Aker Kvaerner	Gudrun	2010	Piles, sleeves, legsections + ringstiffeners	5.819
Keppel Verolme	Areva	2010	Legsections, bracings, suction segments	1.820
Saipem	Kazakhstan	2010	Pedestals and pilesections	1.593
Aker Kvaerner	Clair Ridge	2010	Docking piles	270
Dragados Offshore	Castor	2010	Piles, sleeves, legsections, bracings	6.568
Aker Kvaerner	Ekofisk 2/4L	2010	Piles, sleeves, legsections + ringstiffeners	7.247
Aker Kvaerner	Ekofisk Bridge	2010	Piles, sleeves, legsections + ringstiffeners	3.071
Rosetti Marino	Jasmine LQ	2010	Leg sections + ringstiffeners + pile sections	1.375
Rosetti Marino	Judy Riser	2010	Leg sections + ringstiffeners	1.248
DSME Korea	Sea Breeze	2010	Jack-up legs	4.610
HSM	Chevron B13	2010	Piles, sleeves, legsections + ringstiffeners	990
Heerema Vlissingen	Valemon	2011	Piles, sleeves, legsections	7.574
Dragados Offshore	South Arne North	2011	Piles, sleeves, legsections	3.091
Dragados Offshore	South Arne East	2011	Piles, sleeves, legsections	2.952
Dragados Offshore	Ekofisk 2/4Z	2011	Piles, sleeves, legsections	5.476
Heerema Vlissingen	Breagh Alpha	2011	Piles, sleeves	2.438
Dragados Offshore	Eldfisk Bridge	2011	Piles, sleeves, legsections	2.169
Dragados Offshore	Eldfisk Main	2011	Piles, sleeves, legsections	6.424
Kvaerner Verdal	Clair Ridge D.P.	2011	Piles, sleeves, legsections	14.195

Reference list
offshore steel structures

Name of Client	Project	Year	Type	Weight (-t-)
Heerema Hartlepool	York Centrica	2011	Legs, piles	1.024
Heerema Vlissingen	Dolwin Alpha	2011	Legs, piles	3.662
Wilton Engineering	Siri Caissons	2011	Tubular, piles	828
HMC Leiden	Tamar Field	2011	Piles	3.943
OGN	Forties Alpha Sat.	2011	Piles, sea-fastening	4.234
ConocoPhillips	Britannia Compr. M.	2011	Monocolumn	981
Kvaerner Verdal	Clair Ridge QU	2012	Piles, sleeves, legsections	8.127
NOV/APL	FPSO's	2012	Buoy & turret ring, incoloy cladded	216
Heerema Vlissingen	Golden Eagle W	2012	Piles, sleeves, legsections	4.690
Heerema Vlissingen	Golden Eagle PUQ	2012	Piles, sleeves, legsections	5.204
Kvaerner Verdal	Luno, Edvar Grieg	2012	Piles, sleeves, legsections	9.482
Kvaerner Verdal	Hild, Martin Linge	2012	Piles, legsections	8.750
PM Piping	Sylwin Alpha	2012	Legsections, piles	4.515
Hollandia	Riffgat	2012	Legs, piles, add-ons	756
Heerema Vlissingen	Dong Hejre	2013	Piles, legs, ringstiffeners	4.853
Premier Oil	Solan Field	2013	Jacket & tank piles	9.360
Heerema Vlissingen	Helwin 2	2013	Pile driven legs, piles	3.886
Conoco Phillips	Eldfisk	2013	Piercing pile	74
Dragados Offshore	Mariner	2013	Jacket & launch legs, piles	16.000
OGN Northsea	Montrose	2013	Piles	2.439
Saipem	Ivar Aasen	2014	Piles	6.107
Heerema Vlissingen	Gina Krog	2014	Legs, sleeves, piles	11.941
GDF/PM	Cygnus	2014	Piles	1.697
Saipem	Ivar Aasen	2014	Follower	84
HMC	Chevron	2014	Follower	67
Bluewater	Noviy Port	2014	Piles	829
Hollandia		2014	Spreader bar	124
Hollandia	Tullow TEN	2014	Suction piles (top)	174
PM/ Nordic Yards	Dolwin Gamma	2014	Legs, sleeves	3.050
Heerema Vlissingen	Culzean WHP	2015	Legs, piles	5.780
HMC	Culzean	2015	Template piles	686
HMC	Johan Sverdrup	2015	Template piles	665
Bluewater	Noviy Port	2015	Piles	3.012

Reference list
offshore steel structures

Name of Client	Project	Year	Type	Weight (-t-)
HSM	Chevron A18	2015	Piles	573
Heerema Zwijndrecht	Marathon Alba	2015	Piles	1.199
Huisman	Tidal	2015	Center column	136
Saipem	Ivar Aasen	2015	Spreader bar tubular	141
Kvaerner	Johan Sverdrup RP	2015	Legs, piles	14.054
HFG Vlissingen	Culzean CPF	2015	Legs, sleeves, piles	11.383
HFG Vlissingen	Culzean ULQ	2015	Legs, sleeves, piles	8.354
Kvaerner	Johan Sverdrup P1	2016	Legs, IRS, piles	11.762
Kvaerner	Johan Sverdrup DP	2016	Piles	9.559
Dragados Offshore	Johan Sverdrup LQ	2016	Piles	4.534
Dragados Offshore	Hornsea HOW 11	2016	Piles	2.629
Dragados Offshore	Hornsea HOW 12	2016	Piles	3.476
Dragados Offshore	Hornsea HOW 13	2016	Piles	3.740
Dragados Offshore	Hornsea RCS HOW 1	2016	Piles	3.593
Huisman	Fistuca	2016	Hydo Hammer Shells	612
HFG Vlissingen	Borwin 3	2016	Legs, sleeves, bracings, piles	8.612
Iemants	Hohe See	2016	Piles	5.705
Iemants	Kriegers Flak	2016	Tubulars	373
HFG Vlissingen	Oseberg	2016	Piles	2.991
HFG Vlissingen	Peregrino	2017	Legs, sleeves, piles	8.866
Saipem	Hornsea	2017	Follower 108”	692
HSM	Borssele Alpha	2017	Piles	1.374
Dragados Offshore	Tyra East G	2018	Legs, caissons, tubulars, piles	7.159
Dragados Offshore	Tyra East H	2018	Legs, caissons, tubulars, piles	4.583
HMC	Caland canal	2018	Mooring piles	1.093
HMC	Leviathan	2018	Followers	361
HFG	Q10	2018	Piles	523
Kvaerner	Valhall Flank West	2018	Piles	2.062
HSM	Borssele Beta	2018	Piles	1.421
Kvaerner	P2 Jacket	2019	Legs	4.035
Kvaerner	P2 Jacket	2019	Pile sleeves	464
Kvaerner	P2 Jacket	2019	Piles	4.559
Kvaerner	P2 Jacket	2019	Legs	995
Kvaerner	P2 Jacket	2019	Piles	2.716
Baue	St. Brieuc	2020	Casings	978
Smulders	Hollandse Kust Noord	2021	Piles	710
Aibel Dogger Bank	A Substation	2021	Piles	2.063
Aibel Dogger Bank	B Substation	2021	Piles	1.849

5 Reference list offshore wind turbine foundations

Reference list
offshore wind turbine foundations

Name of Client	No.	Type	Sizes (ø x t x L-mm-)	Project	Weight (-t-)	Date
AMEC	5	Monopiles	3.500-4.000 x 35-40 x 33.800	Yttre Stengrund	675	2000
MT Højgaard a/s	80	Monopiles	4.000 x 20-50 x 32.000	Horns Rev, Denmark	11.080	2002
	80	Transition pieces	4.240 x 35 x 15.000	Horns Rev, Denmark	5.325	2002
Vestas/Smulders	30	Monopiles	4.000 x 30-70 x 58.000	North Hoyle Project, U.K	8.508	2003
	30	Transition pieces	4.200 x 35 x 12.300	North Hoyle Project, U.K	1.150	2003
GE Wind Energy	7	Monopiles	5.100 x 50 x 45.000	Arklow, Ireland	1.931	2003
	7	Transition pieces	5.390 x 40-45 x 15.150	Arklow, Ireland	929	2003
	1	Monopile	1.800 x 25-50 x 31.400	Arklow, Ireland	48	2003
MT Højgaard a/s	30	Monopiles	4.300 x 35-50 x 37.000	Kentish Flat Project, U.K	5.013	2004
	30	Transition pieces	4.540 x 35-50 x 12.053	Kentish Flat Project, U.K	1.823	2004
Vestas KBR	30	Monopiles	4.750 x 45-75 x 51.000	Barrow, U.K	11.320	2005
	30	Transition pieces	5.100 x 55 x 21.600	Barrow, U.K	3.460	2005
SLP Engineering	1	Met mast MP	1.372 x 40-50 x 45.000	Docking Shoal Project, U.K	68	2005
	1	Met mast MP	1.829 x 40-50 x 55.300	Race Bank Project, U.K	114	2005
MT Højgaard a/s	25	Monopiles	4.700 x 45-75 x 37.000	Burbo Project, U.K	5.307	2006
	25	Transition pieces	5.000 x 45-67 x 22.350	Burbo Project, U.K	3.994	2006
BurntIsland Ltd	2 sets	Central Pipe, Leg	s, Pile Sleeves	Beatrice Project, UK	832	2006
	8	Piles	1.869 x 60-80 x 42.500	Beatrice Project, UK	935	2006
Weserwind GmbH	1	Main column	4.500-6.000 x 35-75 x 26.000	Onshore Tripod Multibrid 5000	203	2006
	3	Pile guides	2.900 x 40-65 x 9.000	Onshore Tripod Multibrid 5000	102	2006
Smulders Projects	60	Monopiles	4.000 x 35-79 x 54.000	Princess Amalia, NL	18.403	2006
	60	Transition pieces	3.381-4.200 x 35-57 x 19.000	Princess Amalia, NL	5.230	2006
	1	Monopile (HV)	4.000 x 35-79 x 54.000	Princess Amalia, NL	320	2007
	1	Transition (HV)	4.200 x 15-57 x 22.000	Princess Amalia, NL	105	2007
MT Højgaard a/s	54	Monopiles	4.740 x 50-75 x 36.000	Lynn & Inner Dowsing, U.K	12.173	2007
	54	Transition pieces	5.100 x 45-67 x 22.050	Lynn & Inner Dowsing, U.K	9.127	2007
BARD Engineering	2	Turmshafts	5.500-5.870 x 54 x 23.500	BARD I Test park, Germany	394	2007
MT Højgaard a/s	60	Monopiles	4.300 x 50-75 x 36.000	Robin Rigg, U.K	13.650	2007
	60	Transition pieces	4.540 x 50 x 22.050	Robin Rigg, U.K	7.088	2007
MT Højgaard a/s	25	Monopiles	4.720 x 50-75 x 36.000	Rhyl Flats, U.K	5.550	2008
	25	Transition pieces	5.000 x 50-65 x 24.300	Rhyl Flats, U.K	4.330	2008
MT Højgaard a/s	30	Monopiles	4.700 x 50-94 x 49.000	Gunfleet Sands I, U.K	8.150	2008
	30	Transition pieces	5.000 x 50-70 x 20.300	Gunfleet Sands I, U.K	4.080	2008

* Written in grey: PROJECTS EXECUTED WITH SMULDERS PROJECTS

Reference list
offshore wind turbine foundations

Name of Client	No.	Type	Sizes (ø x t x L-mm-)	Project	Weight (-t-)	Date
AKER - OWT	6 sets	Main Column & B	races for Tripod Structures	Alpha Ventus, Germany	6.000	2008
	18	Piles	2.500 x 33 x 40.300	Alpha Ventus, Germany	1.280	2008
CSC GmbH	1	Tr. Pieces inc. pins	5.000 x 60 x 4.000	BARD Hooksiel, Germany	412	2008
	3	Piles	3.350 x 45-120 x 45.000	BARD Hooksiel, Germany	442	2008
MT Højgaard a/s	18	Monopiles	4.700 x 50-94 x 49.000	Gunfleet Sands II, U.K	6.630	2008
	18	Transition pieces	5.000 x 50-70 x 20.300	Gunfleet Sands II, U.K	3.018	2008
AKER - OWT	7 sets	Main Column & Bra	ces for Tripod Structures	Côte d'Albâtre, France	5.800	2008
	21	Piles	2.500 x 33 x 40.300	Côte d'Albâtre, France	1.500	2008
CSC GmbH	80	Tr. pieces inc. pins	5.000 x 60 x 4.000	BARD Offshore 1	33.000	2009
	240	Piles	3.350 x 50-94 x 85.000	BARD Offshore 1	100.000	2009
Vattenfall	100	Monopiles	4.050-5.100 x 60 x 50.000	Thanet, U.K	37.082	2009
	100	Transition pieces	4.355-5.400 x 40 x 21.000	Thanet, U.K	10.970	2009
MT Højgaard a/s	90	Monopiles	4.750-5.700 x 60 x 50.000	Sheringham Shoal	40.170	2010
	88	Transition pieces	5.000 x 50-70 x 20.300	Sheringham Shoal	16.600	2010
MT Højgaard a/s	75	Monopiles	4.670-5.200 x 84 x 46.000	Lincs	25.400	2011
	75	Transition pieces	5.000-5.448 x 90 x 22.000	Lincs	16.200	2011
Van Oord	27	Monopiles	3.915-4.600 x 70-90 x 51.000	Teesside	9.515	2012
	27	Transition pieces	4.200-4.933 x 70-90 x 23.850	Teesside	5.734	2012
ABJV	80	Monopiles	5.940 x 60-128 x 63.000	Dan Tysk	46.000	2012
	80	Transition pieces	5.000-6.282 x 60-98 x 27.120	Dan Tysk	18.960	2012
EON	80	Monopiles	5.200-6.000 x 60-85 x 63.250	Amrumbank	43.009	2013
	80	Transition pieces	5.000-5.704 x 35-85 x 22.510	Amrumbank	13.594	2013
Ambau	30	Monopiles	5.500 x 50-65	Meerwind	17.010	2013
Bladt Industries AS	24	Monopile section	5.350 x 45-65	Anholt	4.711	2013
Bladt Industries AS	2	Monopiles	4.650-5.950 x 51-78 x 44.800	Gunfleet Sands Extension	920	2013
Geosea	73	Monopiles	4.190-5.200 x 40-110 x 65.500	Northwind	30.444	2013
EON	57	Monopiles	4.500-4.900 x 65-90 x 59.100	Humber Gateway	25.516	2014
	57	Transition pieces	4.500-4.900 x 40-80 x 29.000	Humber Gateway	12.455	2014
Eneco-van Oord	43	Monopiles	4.538-5.000 x 42-65	Luchterduinen	23.980	2014
Smulders Projects	48	Transition pieces	5.500 x 35-45 x 6.000	Thornton Bank	1.784	2014
Smulders Projects	196	Piles	1.829 x 50 x 43.000	Thornton Bank	19.413	2014
Van Oord	75	Monopiles	6.600-7.000 x 67-80 x 68.390	Gemini	60.000	2015
	150	Transition pieces	5.500-5.710 x 35-80 x 21.250	Gemini	28.680	2015

* Written in grey: PROJECTS EXCECUTED WITH SMULDERS PROJECTS

Reference list
offshore wind turbine foundations

Name of Client	No.	Type	Sizes (ø x t x L-mm-)	Project	Weight (-t-)	Date
Ballast Nedam	48	Monopiles	5.000 x 50-60 x 44.500	Westermeerwind	10.774	2015
Statoil/Statkraft	67	Monopiles	6.300-7.000 x 65-100 x 62.740	Dudgeon	56.119	2015
	67	Transition pieces	6.000-6.710 x 65-100 x 24.500	Dudgeon	26.729	2015
EON	116	Monopiles	5.750-6.500 x 50-100 x 78.020	Rampion	74.553	2015
	116	Transition pieces	4.080-4.200 x 30-70 x 22.470	Rampion	18.892	2015
Geosea NV	56	Monopiles	6.300-7.500 x 63-110 x 86.300	Galloper	69.313	2015
	56	Transition pieces	6.000-6.862 x 45-100 x 18.480	Galloper	7.718	2015
Smulders Projects	28	TP Barrels	6.000 x 25-75 x 4.975	Beatrice	1.137	2016
SHL Offshore Contr.	136	Pin Piles	2.200 x 50 / 60	Beatrice	18.638	2016
GeoSea NV	42	Monopiles	5.600-8.000 x 65-105	Rentel	42.707	2016
	42	Transition Pieces	6.000-6.949 x 60-80 x 21.500	Rentel	9.694	2016
STX France SA	1	OSS Monopile	5.600-7.800 x 65-100 x 76.700	Rentel	1.103	2016
GeoSea Luxemburg	71	Monopiles	6.000-8.000 x 69.000-71.400	Hohe See	75.794	2017
	71	Transition Pieces	6.000-7.400 x 28.200	Hohe See	26.696	2017
Smulders	1	OHVS TP	6.500-6.924 x 40-172 x 21.245	Norther	186	2017
Seaway Heavy Lifting	32	Monopiles	6.000-7.000 x 61.500-72.600	Borkum West II (Trianel)	25.686	2017
	32	Transition Pieces	6.000 x 17.000	Borkum West II (Trianel)	5.095	2017
GeoSea Luxemburg	17	Monopiles	6.000-8.000 x 67-100 x 70.700	Albatros	18.388	2017
	17	Transition Pieces	6.000-7.403 x 60-100 x 30.360	Albatros	6.536	2017
3sF	90+2	Monopiles + OSP	6.500-6.900 x 38-80 x 50.300	Triton Knoll	48.295	2018
	90+2	Transition Pieces + OSP	6.500 x 44-53 x 12.500	Triton Knoll	11.335	2018
Van Oord	77	Monopiles	6.500-7.400 x 60-88	Borssele 3+4	68.859	2018
Van Oord	2	Monopiles	6.500-8.200 x 63-120 x 43.105	Deutsche Bucht	1.280	2018
GeoSea	58	Monopiles	6.300-8.000 x 62-92 x 62.500-80.400	Seamade	60.188	2018
	58	Transition Pieces	6.000-6.600 x 45-85 x 22.060	Seamade	12.030	2018
Orsted	47	Monopiles	6.000-8.300 x 64-98	Borssele 1+2	36.821	2018
Eiffage	80	Monopiles	5.900/7.000 x 64.200	Saint Nazaire	48.918	2019
	80	Transition Pieces	6.000/6.980 x 28.600	Saint Nazaire	24.500	2019
Vattenfall	70	TP-less Monopiles	7.000-8.000 x 55-90 x 76.500	Hollandse Kust Zuid 1+2	56.000	2020
Vattenfall	70	TP-less Monopiles	7.000-8.000 x 55-90 x 76.500	Hollandse Kust Zuid 3+4	56.000	2020

* Written in grey: PROJECTS EXCECUTED WITH SMULDERS PROJECTS

Reference list
offshore wind turbine foundations

Name of Client	No.	Type	Sizes (ø x t x L-mm-)	Project	Weight (-t-)	Date
Kajima	33	Monopiles	4.711/6.000 x 50.000-79.000	Akita Noshiro	16.217	2020
	33	Transition Pieces	5.000/5.992 x 29.100	Akita Noshiro	9.285	2020
SSE/Equinor	95	Monopiles	8.000-8.600 x 54.900-71.000	Dogger Bank A	103.087	2020
	95	Transition Pieces	8.000-8.300 x 27.350	Dogger Bank A	35.941	2020
SSE/Equinor	95	Monopiles	8.000-8.600 x 54.900-71.000	Dogger Bank B	103.087	2020
	95	Transition Pieces	8.000-8.300 x 27.350	Dogger Bank B	35.941	2020
Van Oord	69	TP-less Monopiles	7.000-7.800/8.200 x 67.800-74.500	Hollandse Kust Noord	64.356	2020
SSE/Equinor	87	Monopiles	8.000 - 8.400 x 57.300 - 73.300	Dogger Bank C	94.542	2021
	87	Transition Pieces	8.000 - 8.300 x 27.400	Dogger Bank C	32.917	2021
Ballast Nedam	12	Monopiles	5.000 x 32.500 - 44.500	Maasvlakte 2	3.660	2021

* Written in grey: PROJECTS EXECUTED WITH SMULDERS PROJECTS

6 Manufacturing, organisation and technical capabilities



6.1 Dimensions of principle buildings and storage areas

Bay no.	Length (mtr)	Width (mtr)	Height clear (mtr)
SITE ROERMOND			
1	161	20	6
2	125	20	8
3	161	20	8,5
4	135	20	9,3
5	135	20	11,3
6	135	20	8,5
7	175	25	7,5
8	167	25	7,5
9	150	35	15,3
10	170	35	15,3
11	60	28	15,3
12	106	25	8,8
SITE MAASVLAKTE 2			
A	486	45	18,3
B	54	33	18,3

Storage	Length (mtr)	Width (mtr)
SITE ROERMOND		
Storage of plate material Bay 6 (under cover)	30	20
Storage of plate material Bay 9 (under cover)	35	23
Storage of plate material Bay 9 (outside)	20	10
Storage of plate material Bay 12 (outside)	30	25
SITE MAASVLAKTE 2		
Storage Maasvlakte 62 hectares	1000	675

6.2 Machinery layout

SITE ROERMOND **SITE MAASVLAKTE 2**

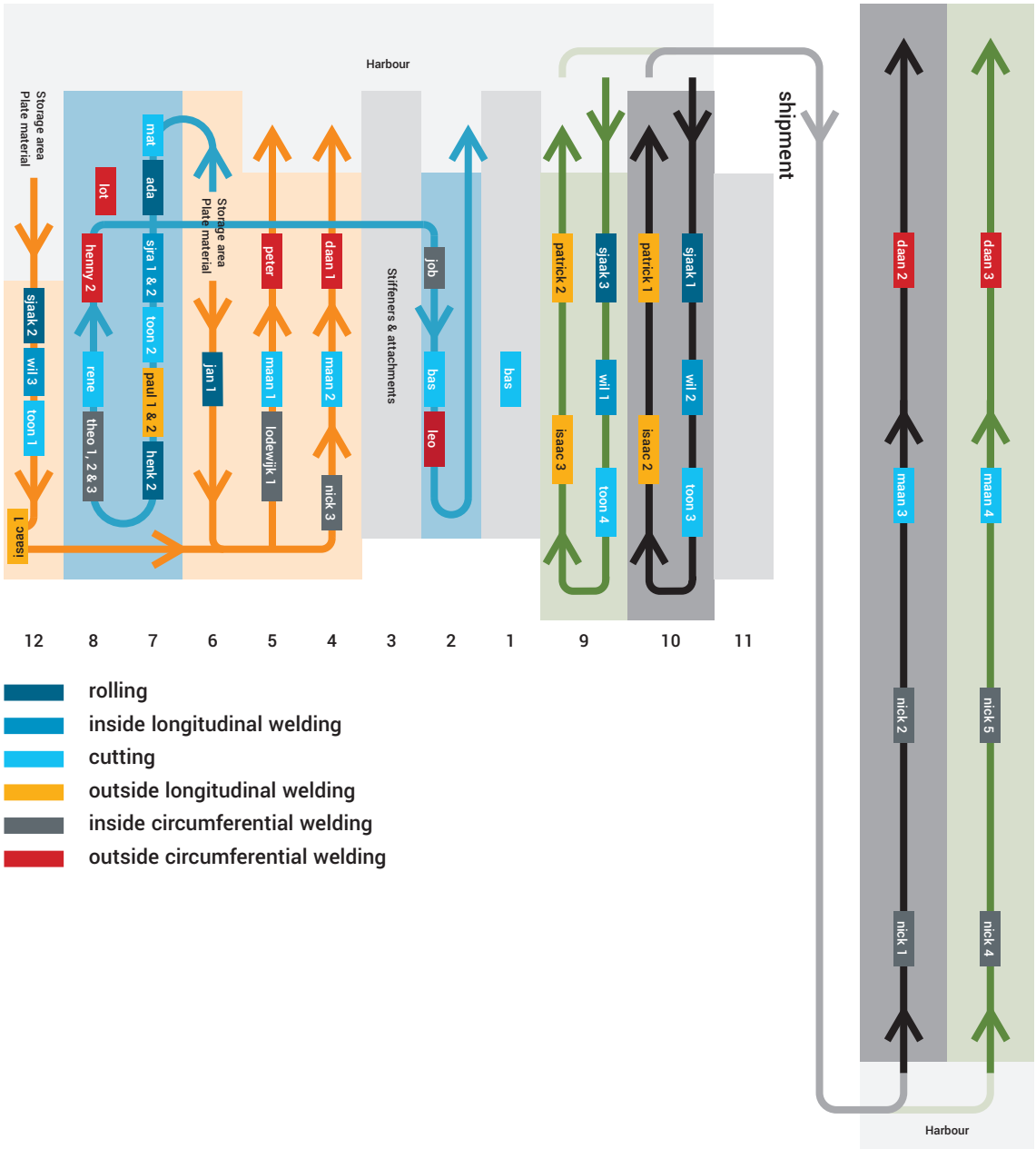

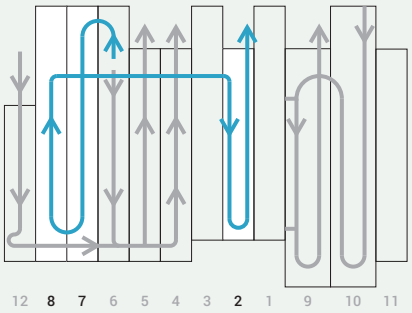

6.3 Production line 1 Offshore Steel Structures: bay no. 7, 8 & 2

SITE ROERMOND

Material storage bay 6
↓
Rough material milling MAT / cutting ADA
↓
Rolling TITAN
↓
Inside longitudinal welding SJRA 1 or 2
↓
Weldseam milling TOON 2
↓
Outside longitudinal welding PAUL 1 or 2
↓
Assembly & inside circumferential welding THEO 1, 2 or 3
↓
Milling circumferential weldseam RENE
↓
Outside circumferential welding HENNY 2
↓
Welding Weldbeads LOT
↓
Transport to Bay 2
↓
Assembly & inside circumferential welding JOB
↓
Milling circumferential weldseam BAS
↓
Outside circumferential welding LEO
↓
Transport SPMT
↓
Storage

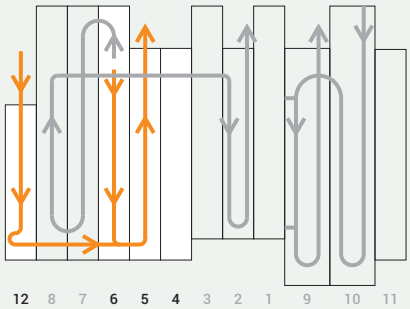

6.4 Production line 2 Transition Pieces: bay no. 5, 6 & 12

SITE ROERMOND

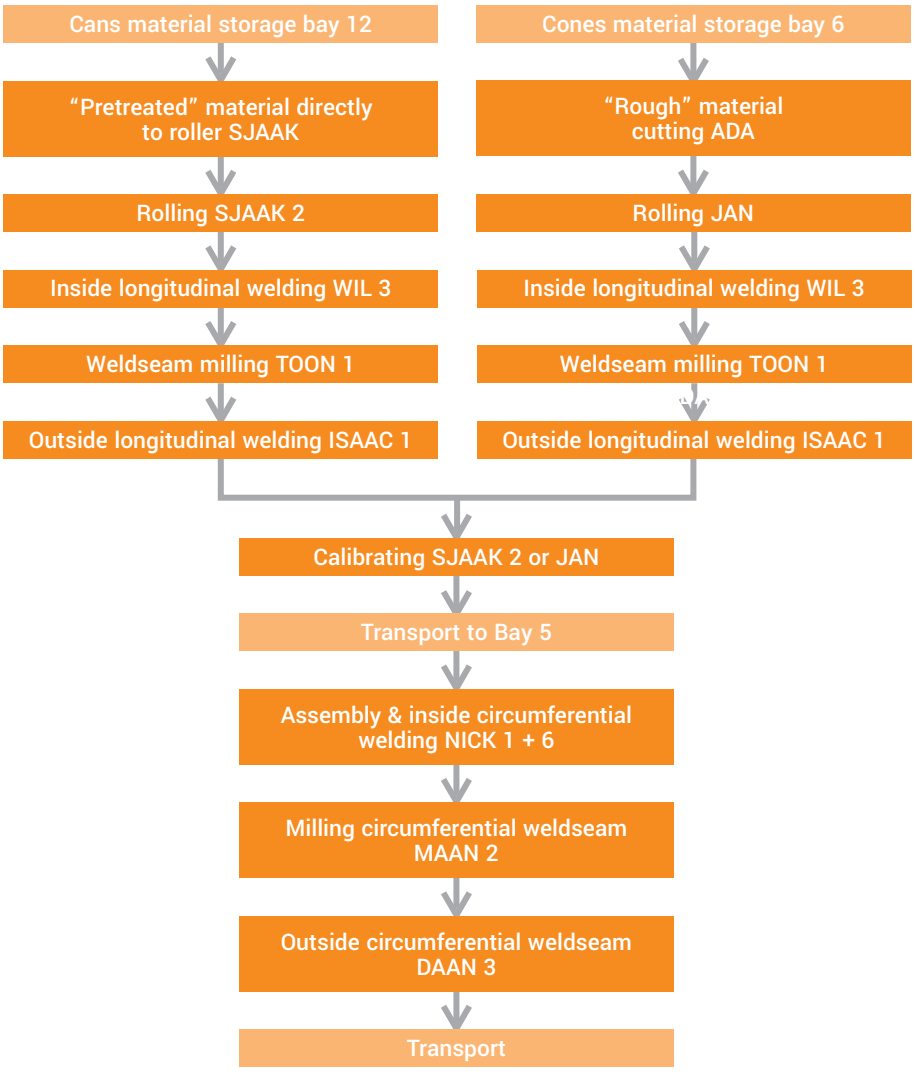

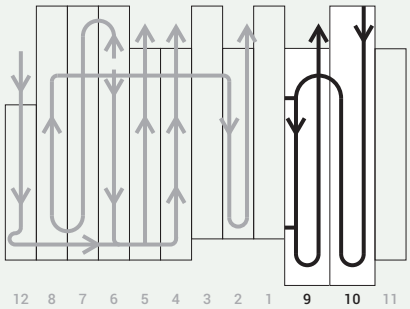

6.5 Production monopiles line 3: bay no. 9 & 10

A SITE ROERMOND

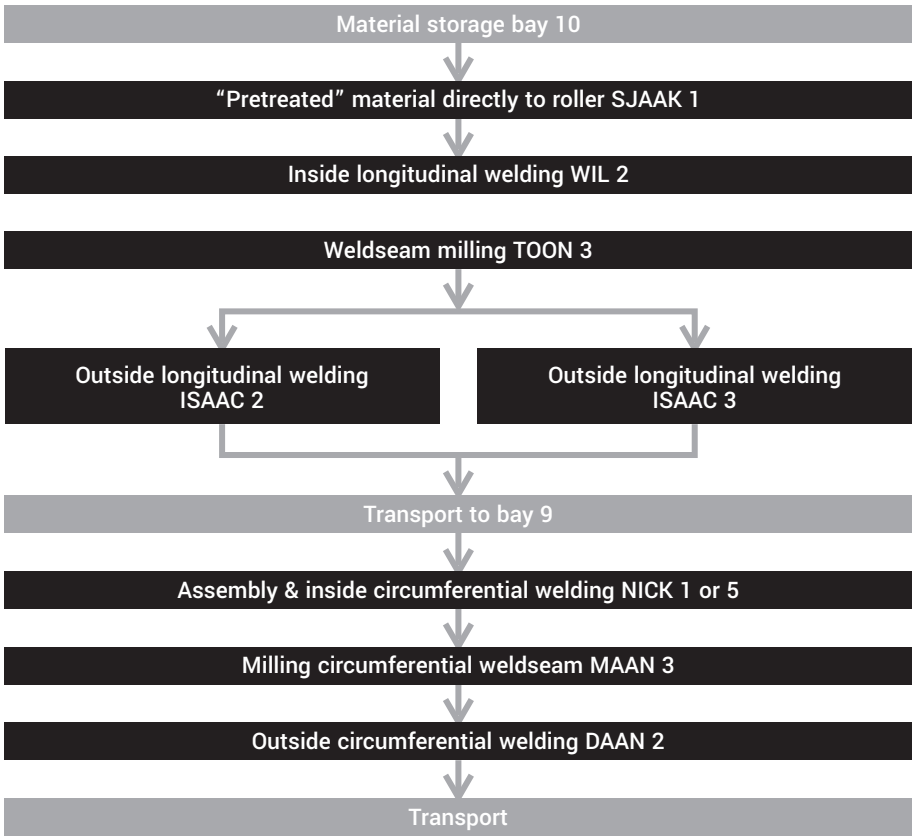

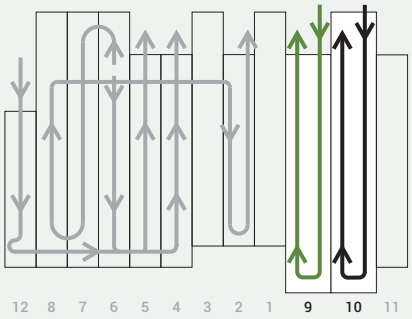

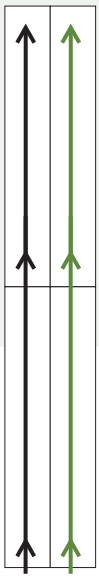

B Production line 4: bay no. 9, 10, 11 & Maasvlakte 2

SITES ROERMOND/MAASVLAKTE 2

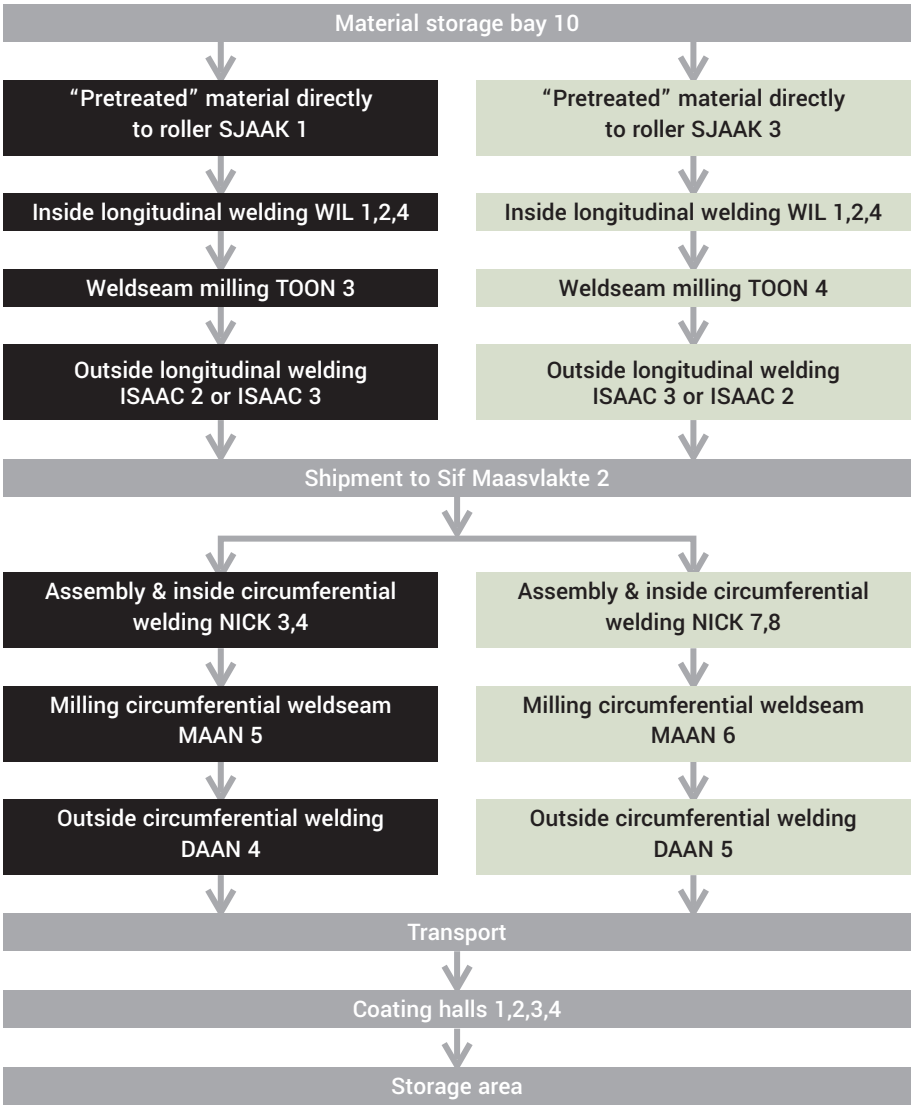



6.6 Crane capacity inside buildings

A SITE ROERMOND

Crane	Type	No.	Capacity (ton)
Bay no. 1	Overhead	4	10
Bay no. 2	Overhead	7	80
Bay no. 3	Overhead Overhead Overhead	1 2 2	16 20 64
Bay no. 4	Overhead	4	80
Bay no. 5	Overhead	5	80
Bay no. 6	Overhead Overhead	3 1	32 64
Bay no. 7	Overhead Overhead	1 3	16 32
Bay no. 8	Overhead Overhead	2 1	64 32
Bay no. 9	Overhead	5	200
Bay no. 10	Overhead Overhead	4 1	80 50
Bay no. 11	Overhead	1	50
Bay no. 12	Overhead	1	64

B SITE MAASVLAKTE 2

Crane	Type	No.	Capacity (ton)	Hook height (mtr)
Bay A	Overhead	4 + 1	250 + 1 x 80	20
Bay B	Overhead	1	80	20

Project specific cranes and/or floating shearlegs up to 2.500 t.

Lifting capacity for shipment: 720 ton
Lifting capacity for shipment: 940 ton
With aid of roll-off method: 1.400 ton

6.7 Crane capacity outside

SITE ROERMOND

Crane	Type	No.	Capacity (ton)	Hook height (mtr)
Storage	Gantry 1	1	50	9

6.8 Facilities construction sites

A SITE ROERMOND

Official port name	Willem Alexander Haven
Access to yard	Mijnheerkensweg 33 – 6041 TA Roermond
Profile quay section at load-out point	Sheet piling
Inter link between quay and barge	Steel wire rope
Water depth in front of quay	3,8 mtr
Quay top to river bottom	8,0 mtr

Mooring facilities on quay:

Type	Bollards
Maximum	12
Pull force	10 ton

Max. dimensions for barge handling along quay:

Width/length	14/17 mtr

Number of barges at one time	Max. 4
Loading/unloading	With overhead cranes

B SITE MAASVLAKTE 2

Official port name	Prinses Arianehaven
Access to yard	Pieter van Vollenhovenweg 101 3199 KV Maasvlakte 2 - Rotterdam Portnumber: 8322

Deepsea quay	
Direct acces to the North Sea	yes
Dedicated heavy lift quay length	600 mtr
Available 24/7	yes
Terminal storage area	62 hectare
SPMT's on site	Scheurle 88 Axle line
Allowed ground bearing pressure quay	15 ton/m^2
Water depth in front of quay	NAP -23 mtr
Nautical water depth in front of quay	NGD NAP 16,5 mtr
Ground level	NAP +5,1 mtr
Berth for installation vessels and jack-up facilities with a draught up to 15,6 mtr and jack-ups up to 8 mtr from the quay side	
Loading/unloading	With crawler cranes

Harbour basin	
Length	108 mtr
Width	28,5 mtr
Depth	NGD 6,1 mtr
Max. dimension barge	22,8 x 90 mtr

Mechanical production	
Total production area	25.000 m^2
Overhead lifting capacity	4 x 250 ton + 1 x 80 ton
Lifting height	18 mtr

Surface treatment	
Shot blasting/painting hall	6 x 122 x 90 x 14,5 mtr
Climate control	up to 40°C
Specially designed rotating equipment	
Environment approved ventilation	

6.9 Facilities storage/load-out

SITE HOBOKEN, BELGIUM (SMULDERS FACILITY)

Crane capacity

Type	Capacity (ton)	Hook height (mtr)	Span (mtr)	Arm length (mtr)	Covered area
Gantry crane M10	650	74,2	125		60.000 m^3
Tower crane M2	240	43		50	
Tower crane M6	240	50		50	

Harbour basin	
Length	59 mtr, of which 47 mtr within reach of gantry crane
Width	40 mtr
Depth	2-8 mtr, tidal NAP

Dock	
Length	485 mtr, dividable into 2 sections
Width	65 mtr
Depth	12,2 mtr

Mechanical production	
Total production area	24.320 m^2, spread over two production halls:
	Titan hall: 240 x 40 x 20 (lxbxh) mtr
	Albert hall: 320 x 46 x 36 (lxbxh) mtr
Overhead lifting capacity	4 x 50 ton + 2 x 16 ton
Lifting height	17 mtr
Roof opening in 12 sections, giving access to gantry crane with 450 ton lifting capacity	

Surface treatment	
Shot blasting/painting cabin	36 x 8 x 8 mtr, expandable in sections up to 72 mtr in length
Inside lifting capacity	200-450 ton
Climate control	Up to 40°C
Specially designed rotating equipment	
Environmentally approved ventilation	

7 Qualified workforce

7.1 Sif personnel

- Managerial/commercial/financial/administration;
- Procurement;
- Engineering;
- Field supervision;
- Quality assurance;
- Production planning.

Total: 130

7.2 Labour

- Mechanicals Welder 6G;
- Other welders SMAW;
- Operators SAW;
- Platers/structural;
- Crane drivers/internal transport;
- Mechanical fitters;
- Riggers;
- Electricians;
- Maintenance;
- Shot blasters/painters;
- Quality control;
- Others: machine operators;
- Store keepers.

Total: 190

7.3 Flex workers

- 50 till 400

8 Strong cooperations

Plate material	
Dillinger Hütte	Germany & France
Voestalpine AG	Austria
Salzgitter AG	Germany
NSSMC	Japan
Posco	Korea
JFE	Japan

Weld consumables	
ESAB	The Netherlands
Smitweld	The Netherlands
Oerlikon	The Netherlands

NDT	
G.I.S.	United Kingdom
Vincotte	The Netherlands
Applus RTD	The Netherlands

Secundary steel & outfitting	
Smulders Projects	Belgium

Transport	
Rederij De Jong	The Netherlands
Boomsma Shipping bv	The Netherlands

Floating Cranes	
Bonn & Mees	The Netherlands

Flanges	
Euskal	Spain
Taewoong	South Korea

Coating	
Van Ginkel	The Netherlands

9 Labour regulations and work conditions

9.1 Labour agreements

Collective Labour Agreement (Kleinmetaal en Techniek).

9.2 Working arrangements

Flexible working hours office personnel:
• from 7.30-9.00 till 16.30-18.00

Working hours factory personnel
2 shifts: 40 hours per week, 5 days
• Shift 1: 07:30 - 16:15
• Shift 2: 23:00 - 07:30

3 shifts: 40 hours per week, 5 days
• shift 1: from 06.00 till 14.00
• shift 2: from 14.00 till 22.00
• shift 3: from 22.00 till 06.00 ,
8 hours per shift

Annual holidays:
25 and 13 days reduction in working time (full time employment)

10 Accessibility

10.1 Head office, Roermond

Travel duration to international airports by car	
From Roermond to Amsterdam Schiphol Airport	2,5 hours
From Roermond to Rotterdam The Hague Airport	2 hours
From Roermond to Brussels Airport	1,5 hours
From Roermond to Düsseldorf Airport	1 hour
From Roermond to Eindhoven Airport	45 minutes
From Roermond to Maastricht Aachen Airport	45 minutes

Travel duration to international airports by train	
From Roermond to Amsterdam Schiphol Airport	2,5 hours
From Roermond to Brussels Airport	2 hours
From Roermond to Düsseldorf Airport	1 hour

Distance to main motorways
Sif is situated approx. 5 km from main motorways to Eindhoven/Amsterdam, Maastricht/Brussels and Venlo/Düsseldorf.

Railway station
Roermond Central Station is approx. 5 minutes by car from our company.

10.2 Site Maasvlakte 2

Travel duration to international airports by car	
From Maasvlakte 2 to Amsterdam Schiphol Airport	1 hour
From Maasvlakte 2 to Rotterdam The Hague Airport	40 minutes
From Maasvlakte 2 to Brussels Airport	2 hours
From Maasvlakte 2 to Düsseldorf Airport	2,5 hours
From Maasvlakte 2 to Eindhoven Airport	1,5 hours
From Maasvlakte 2 to Maastricht Aachen Airport	2 hours 15 minutes

Travel duration to international airports by public transport	
From Maasvlakte 2 to Amsterdam Schiphol Airport	2 hours
From Maasvlakte 2 to Rotterdam The Hague Airport	1,5 hours
From Maasvlakte 2 to Brussels Airport	3,5 hours
From Maasvlakte 2 to Düsseldorf Airport	4,5 hours

Distance to main motorways
Sif Maasvlakte 2 is located directly at Europaweg/N15, which continues into A15 Europoort-Rotterdam. The A15 connects to main motorways to Rotterdam/Amsterdam, Rotterdam/Antwerp and Rotterdam/Nijmegen.

Railway station
The closest railway station in Hoek van Holland, approx. 30 minutes with public transport. Rotterdam Central Station is approx. 40 minutes by car.

11 General contact information

11.1

Company name	Sif Netherlands B.V.
Location	Industrial area Willem Alexander
Industrial area code	1379
Office address	Mijnheerkensweg 33, 6041 TA, Roermond
Postal address	P.O. Box 522, 6040 AM, Roermond
Country	The Netherlands
Telephone number	+31 475 385 777
Fax number	+31 475 318 742
E-mail address	info@sif-group.com
Website	www.sif-group.com
Country of registration	The Netherlands
Registration office	Chamber of Commerce Roermond
Registration number	130 27 369
VAT-number	NL009341705B01

Contact for inquiries

Mr. F. van Beers
CEO
E-mail: f.vanbeers@sif-group.com

Mr. J. Heemskerk
CCO
E-mail: j.heemskerk@sif-group.com

Mr. R. Jongen
Commercial Manager Offshore Wind
E-mail: r.jongen@sif-group.com

Mr. J. Koch
Commercial Manager Offshore Wind
E-mail: j.koch@sif-group.com

Mr. A. Derikx
Commercial Manager Offshore Wind
E-mail: a.derikx@sif-group.com

Mr. M. Ruijten
Commercial Manager Marshalling and Logistics & Offshore Steel Structures
E-mail: m.ruijten@sif-group.com

Disclaimer